

# RETRIEVER 35™

## Lamp Column Adaptor Bracket Kit

**IMPORTANT NOTE:- ENSURE THAT ALL RELEVANT PERSONNEL READ THE POINTS LISTED BELOW AND THAT A COPY IS PASSED ON TO STAFF INVOLVED WITH THE INSTALLATION**

### PARTS LIST

1. LAMP COLUMN ADAPTOR BRACKET (1 OFF)
2. M5 X 10mm PAN HEAD SLOTTED BOLT (2 OFF)
3. WASHER ID 6mm OD 25mm (2 OFF)
4. M6 X 20mm ROOFING BOLT (2 OFF)
5. M6 NYLOC NUT (2 OFF)
6. M8 X 40mm HEX HEAD MACHINE SCREW BOLT (2 OFF)
7. BRIDGING 'C' BRACKET (1 OFF)
8. SPACER (2 OFF)

### ASSEMBLY INSTRUCTIONS

Remove the body of the bin from the metal spine, offer the spine of the bin to the post and align the pre-drilled holes. Hold in place for fixing.

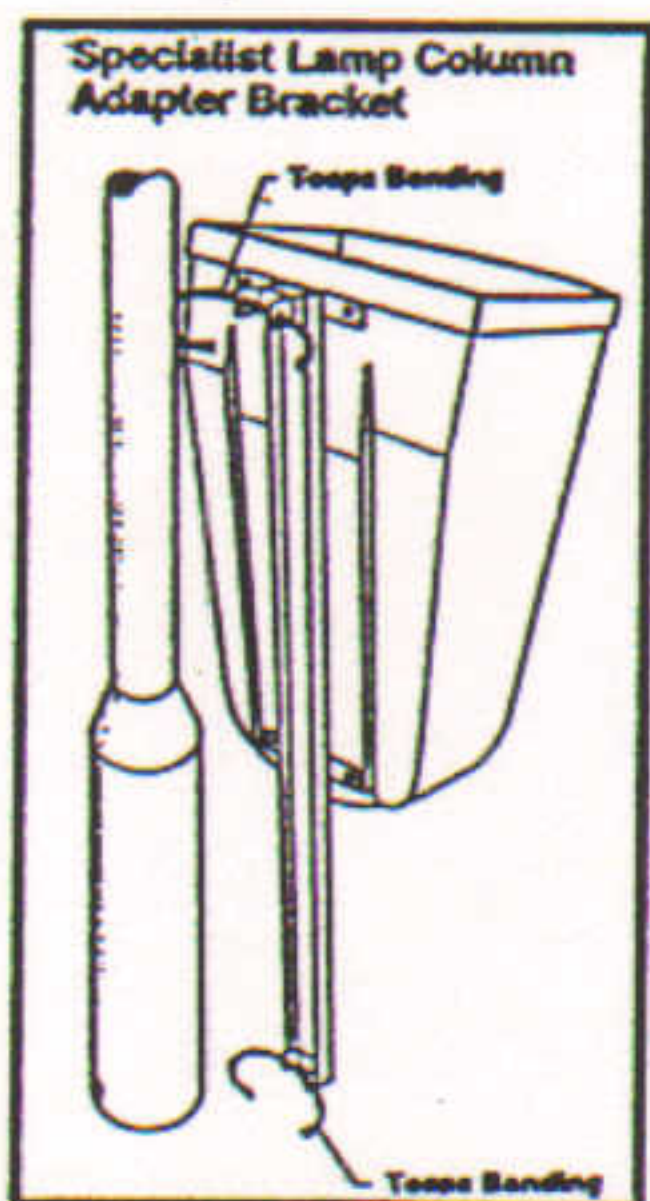
#### UPPER MOUNTING

From the metal spine side, push the two pan head slotted bolts (item 2) each complete with a washer (item 3) through the top holes and screw into the threaded holes at the top of the adaptor bracket.

For lamp columns of different profiles (as below) use the bridging 'C' bracket (item 7) to extend the upper mounting. Fix using two hex head machine screw bolts (item 6) complete with spacer (item 8) into the pre-threaded attachment.

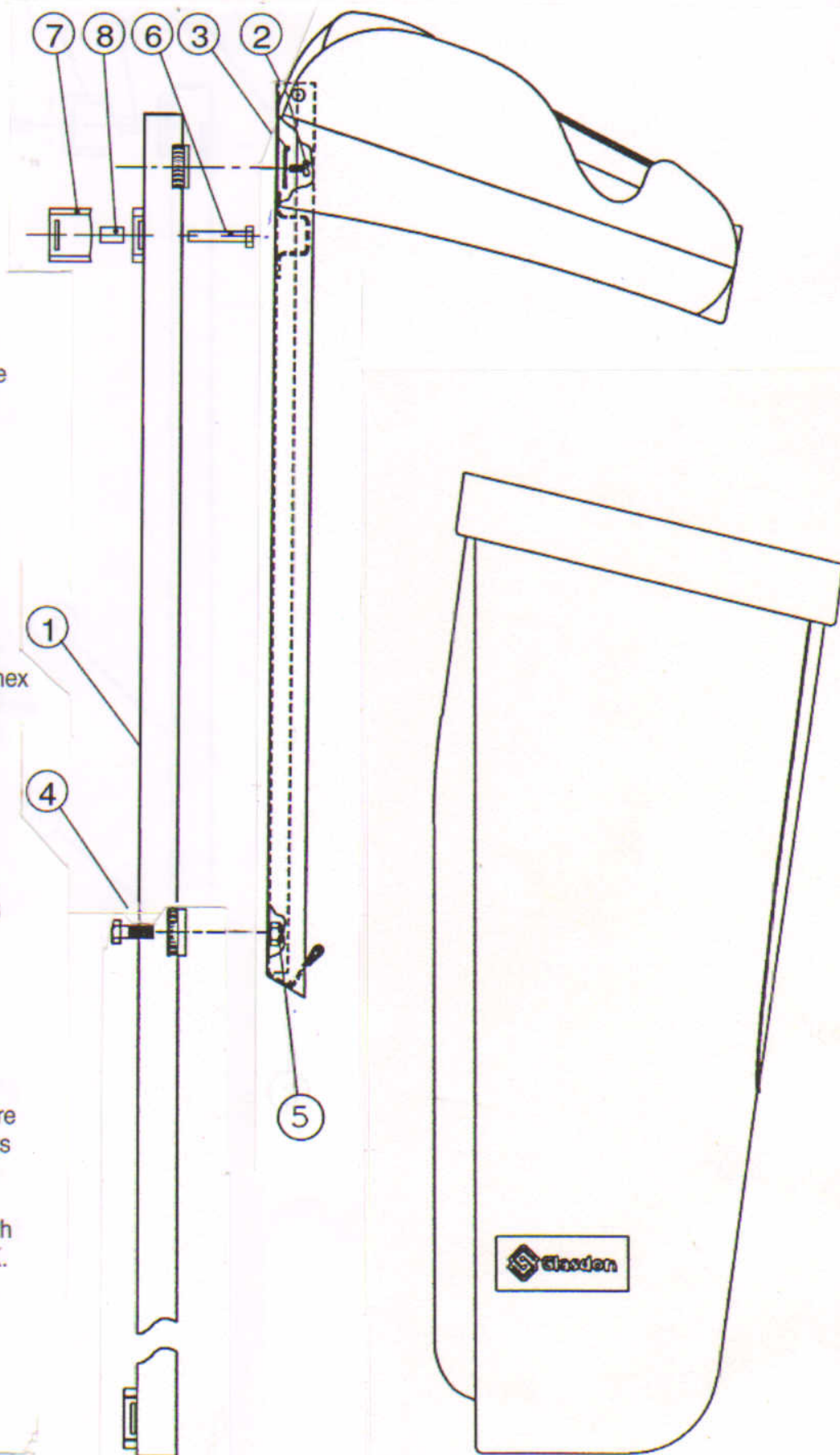
#### LOWER MOUNTING

From the rear of the adaptor bracket, push the two roofing bolts (item 4) through the holes in the adaptor bracket and through the corresponding holes in the metal spine. Secure in place using M6 nyloc nut (item 5).



Fix onto lamp using Tespa banding through both top and bottom slots. Ensure banding does not cover inspection covers on lamp column.


NOTE: Tespa banding is not included with the kit, but is available from Glasdon U.K. Ltd. as a separate kit.



- A planned maintenance schedule of regular inspection is recommended, replacing components as necessary.

- Replacement components are available direct from GLASDON.

- GLASDON cannot be held responsible for claims arising from incorrect installation, unauthorised modifications or misuse of the product.

 **Glasdon**® AND RETRIEVER 35™ ARE TRADEMARKS OR REGISTERED TRADEMARKS OF GLASDON GROUP OR ITS SUBSIDIARIES IN THE U.K. AND OTHER COUNTRIES

Issue 3 Date Aug 2005 Stock no. C000/0125

© Copyright Aug 2005. Glasdon reserve the right to alter specification without prior notice.



**Glasdon**®

**Glasdon U.K. Limited**

Preston New Road  
BLACKPOOL  
Lancashire  
FY4 4UL

Tel: (01253) 600410

Fax: (01253) 792558

e-mail: sales@glasdon-uk.co.uk

web: www.glasdon.com